

Report No.: AX-DL-AD-15W-075

Test Time: 2025-09-13 15:12

Luminaire Property

Luminaire Manufacturer:

Luminaire Description: 15D

Luminous Length (mm): -68

Voltage: 228.4 V

Power: 14.80 W

Luminous Width (mm): -68

Current: 0.106 A

Power Factor: 0.610

Photometric Results

CIE Class: Direct

Measurement Flux: 1168.8 lm

Downward Ratio: 100%

Horizontal Diffuse Angle(50%): H18.7

Vertical Diffuse Angle(50%): V18.7

Luminaire Efficacy Rating (LER): 79.03

Max. Intensity: 7813.55 cd

S/MH(C0/C180): 0.32

Total Rated Lamp Lumens: 1168.8 lm

Efficiency: 100%

Upward Ratio: 0%

Central Intensity: 7802.31 cd

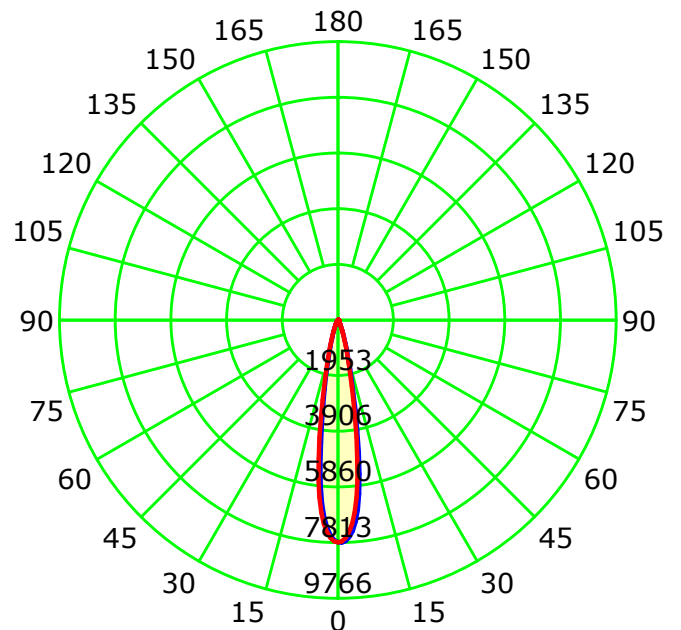
Pos of Max. Intensity: H0 V1

S/MH(C90/C270): 0.32

Picture Of Luminaire



Luminous Intensity Distribution Curve



— C0-C180 — C90-C270

C Plane (°):0.0-180.0: 180.0

Test Lab:

Test Type: TYPE C

Temperature:

Operator:

Gamma Plane (°):0.0-90.0:1.0

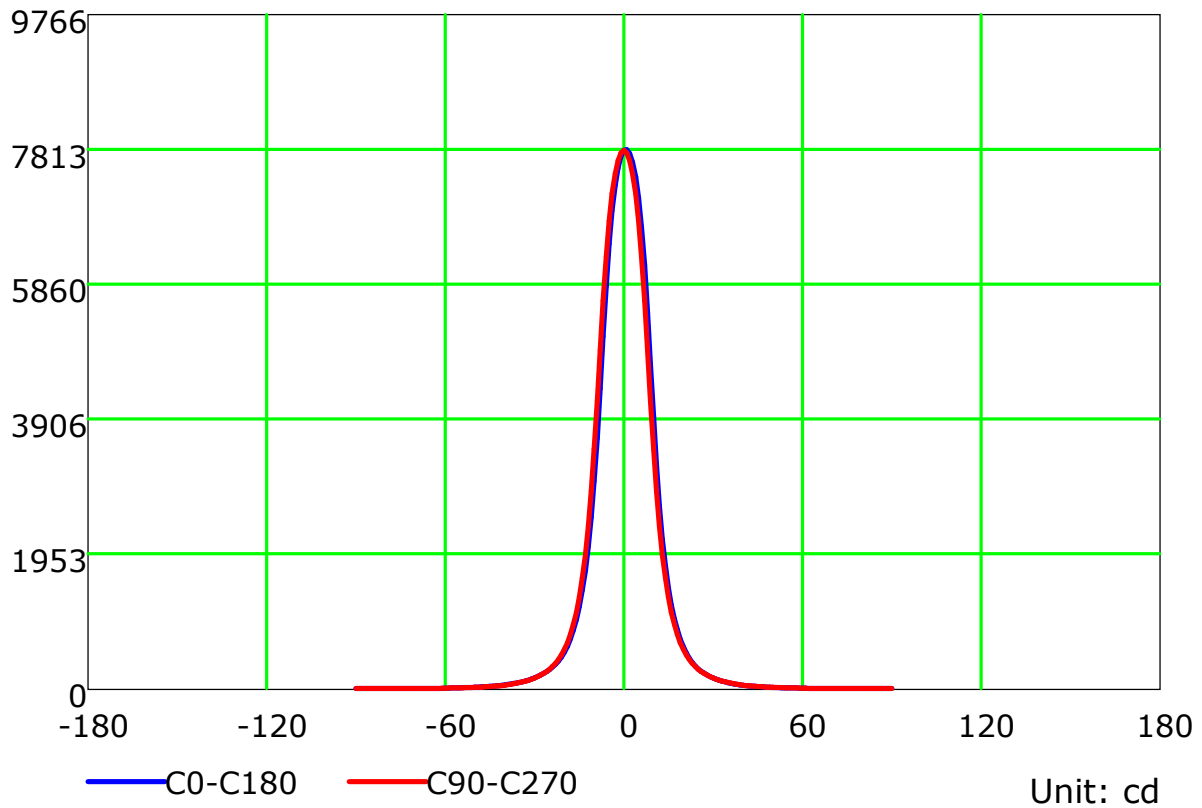
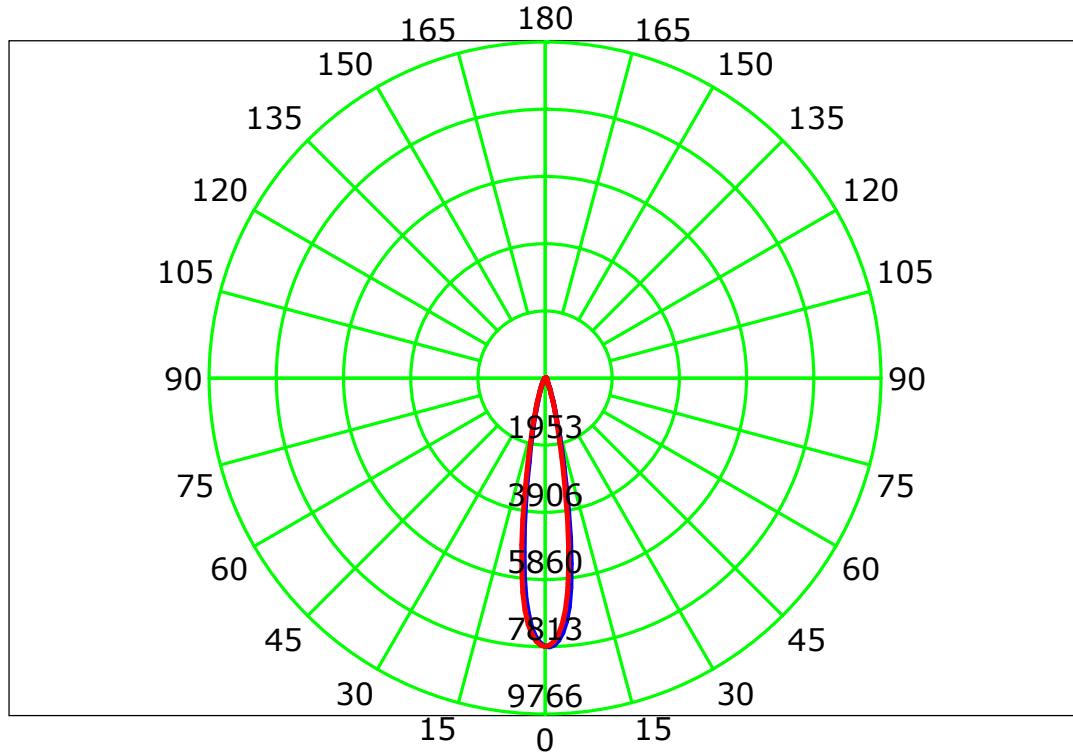
Test Device: CHL-6E

Distance: 2.905 m

Humidity:

Inspector:

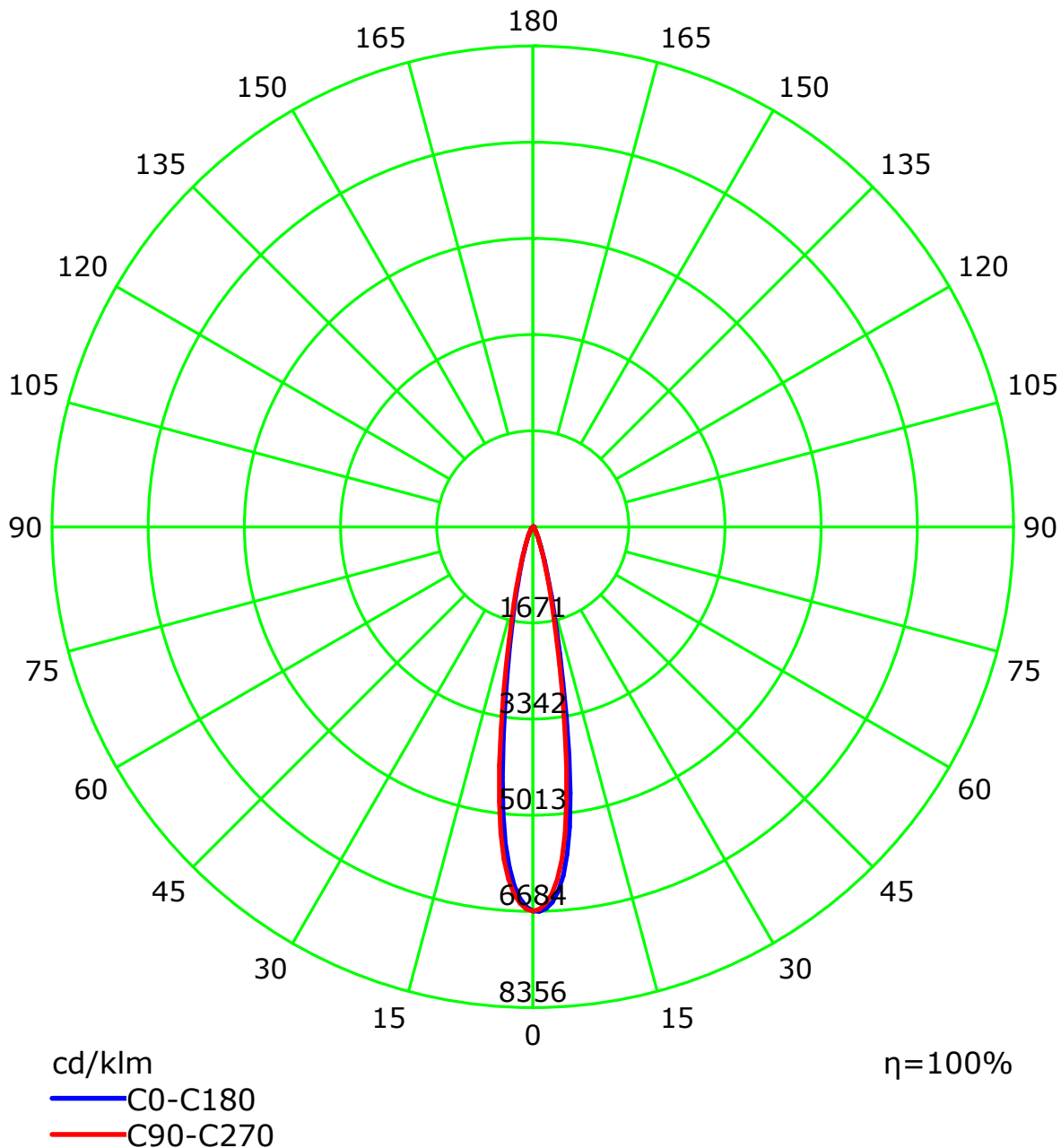
Luminous Intensity Distribution Curve



C Plane (°):0.0-180.0: 180.0
Test Lab:
Test Type: TYPE C
Temperature:
Operator:

Gamma Plane (°):0.0-90.0:1.0
Test Device: CHL-6E
Distance: 2.905 m
Humidity:
Inspector:

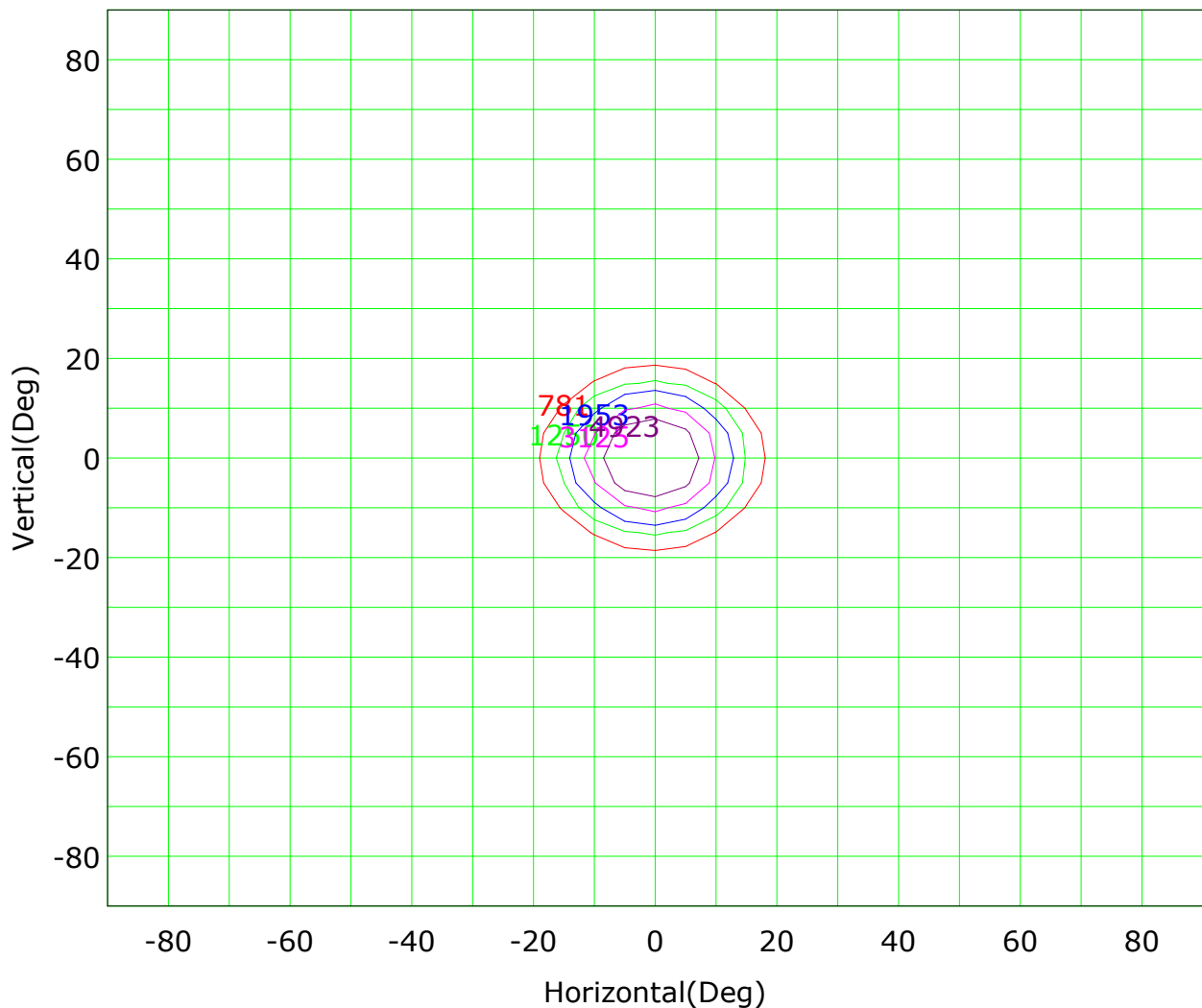
Luminous Intensity Distribution Curve(cd/klm)



C Plane (°):0.0-180.0: 180.0
Test Lab:
Test Type: TYPE C
Temperature:
Operator:

Gamma Plane (°):0.0-90.0:1.0
Test Device: CHL-6E
Distance: 2.905 m
Humidity:
Inspector:

Isocandela (rectangle)



Imax (100%): 7814 cd

(10%): 781 cd	(16%): 1250 cd
(25%): 1953 cd	(40%): 3125 cd
(63%): 4923 cd	(100%): 7814 cd

C Plane (°):0.0-180.0: 180.0

Test Lab:

Test Type: TYPE C

Temperature:

Operator:

Gamma Plane (°):0.0-90.0:1.0

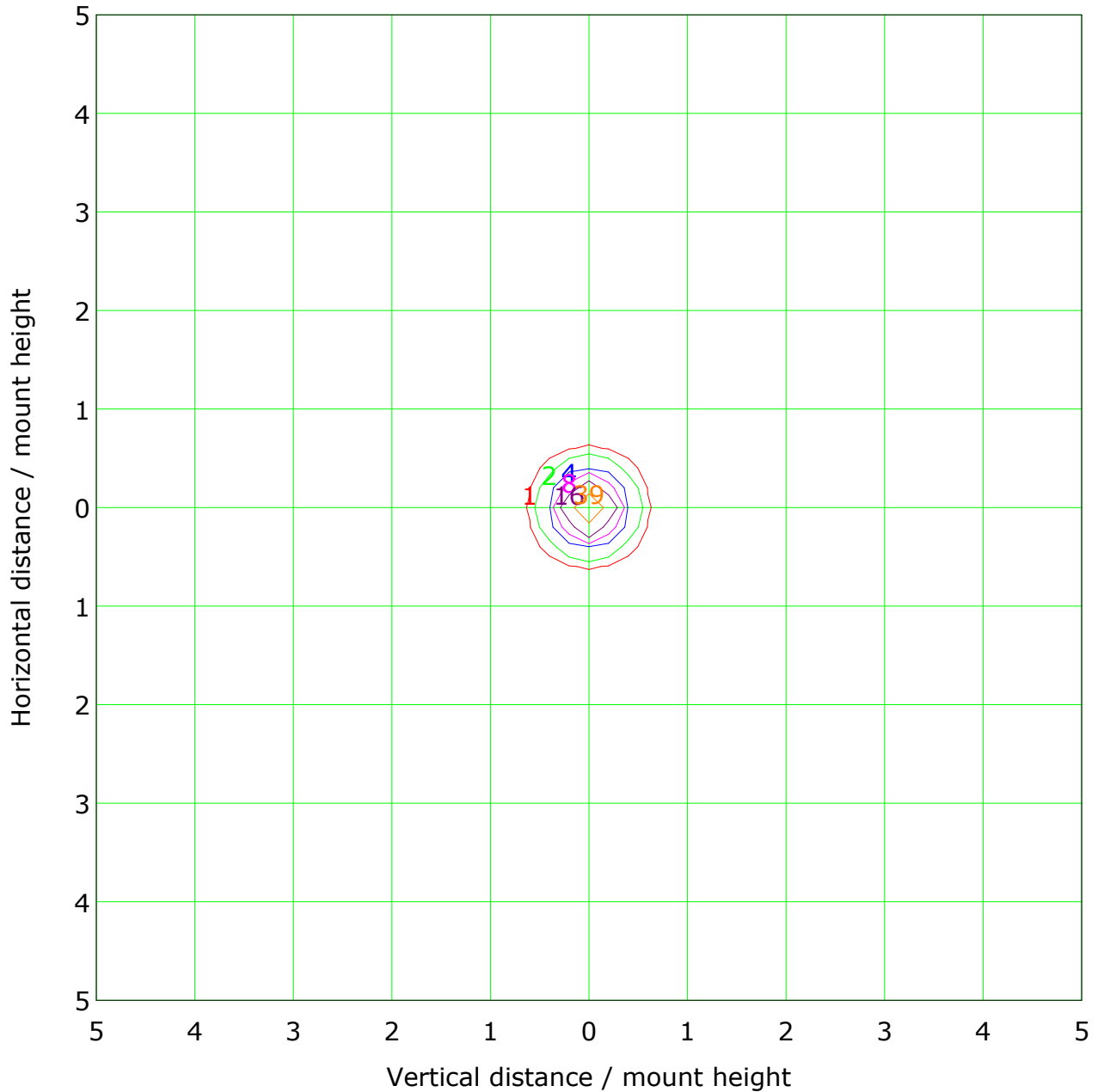
Test Device: CHL-6E

Distance: 2.905 m

Humidity:

Inspector:

IsoLux Plot



Mounting Height: 10.0m Max Lux(100%): 78.1 lx	
(1%): 0.8 lx	(2%): 1.6 lx
(5%): 3.9 lx	(10%): 7.8 lx
(20%): 15.6 lx	(50%): 39.0 lx
(100%): 78.1 lx	

C Plane (°):0.0-180.0: 180.0

Test Lab:

Test Type: TYPE C

Temperature:

Operator:

Gamma Plane (°):0.0-90.0:1.0

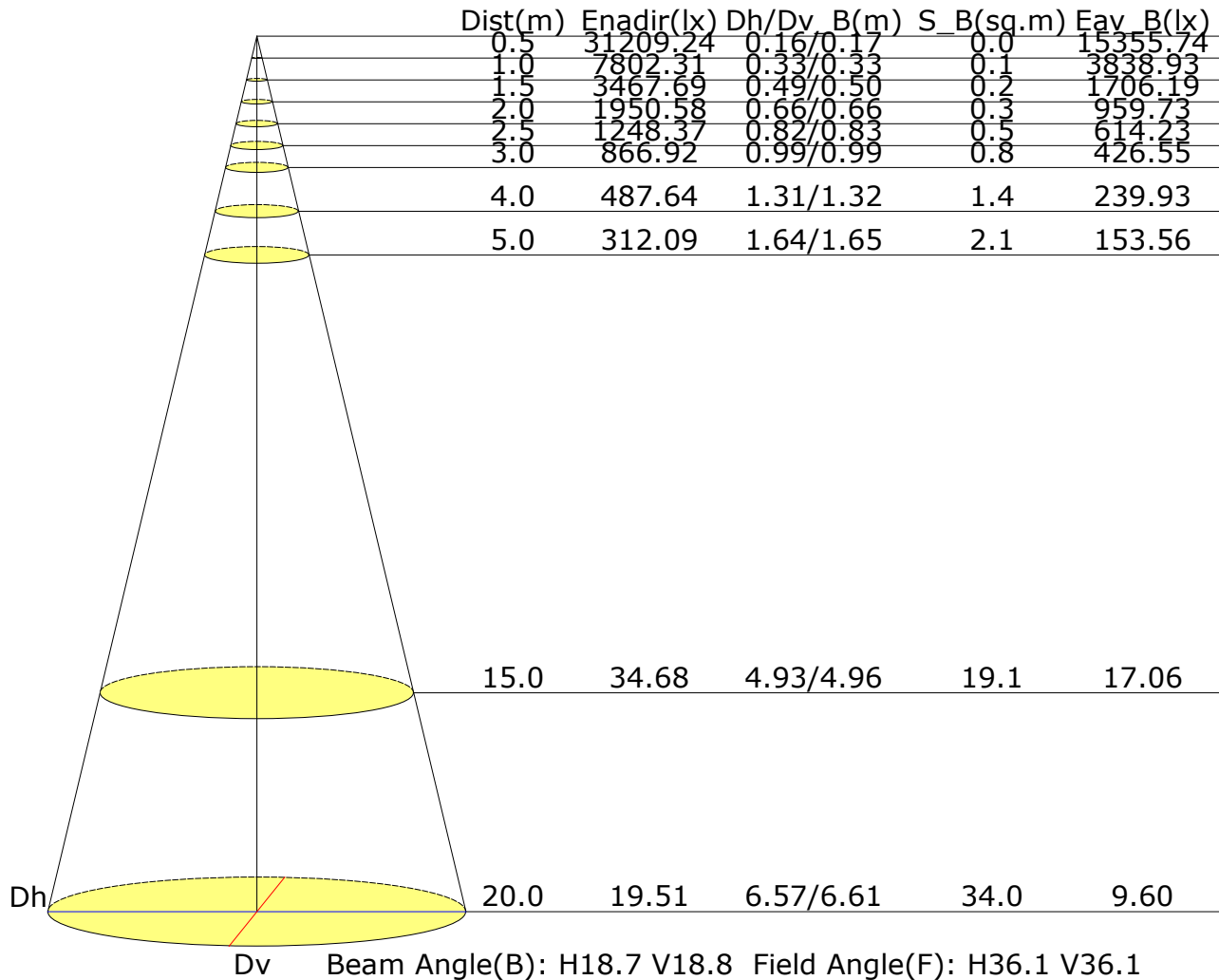
Test Device: CHL-6E

Distance: 2.905 m

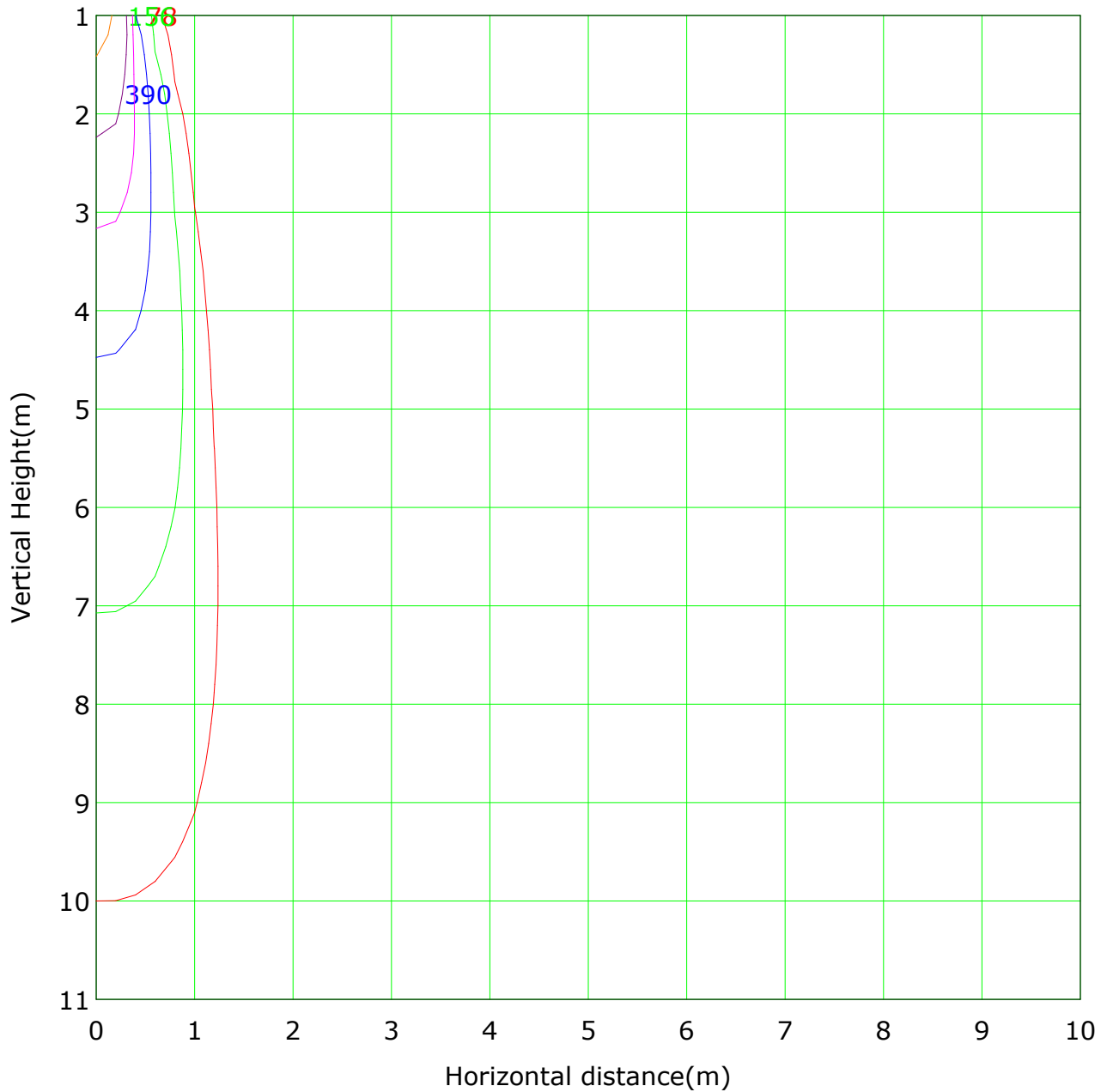
Humidity:

Inspector:

Illuminance at a Distance



Vertical IsoLux Plot



Lowest(m): 1.0m Highest(m): 11.0m Max Lux: 7802.3 lx

(1%): 78.0 lx	(2%): 156.0 lx
(5%): 390.1 lx	(10%): 780.2 lx
(20%): 1560.5 lx	(50%): 3901.2 lx
(100%): 7802.3 lx	

C Plane (°): 0.0-180.0: 180.0

Test Lab:

Test Type: TYPE C

Temperature:

Operator:

Gamma Plane (°): 0.0-90.0: 1.0

Test Device: CHL-6E

Distance: 2.905 m


Humidity:

Inspector:

Unit: lm

Gamma Plane (°):0.0-90.0:1.0
Test Device: CHL-6E
Distance: 2.905 m
Humidity:
Inspector:

The Average Illuminance Effective Figure



UGR Table

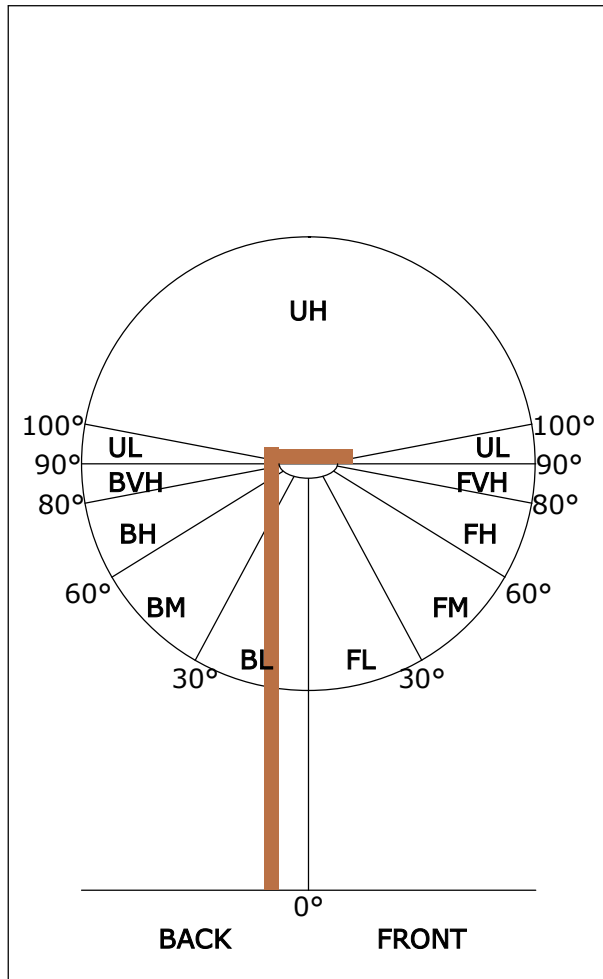
Reflectance:										
Ceiling (cavity)	0.7	0.7	0.5	0.5	0.3	0.7	0.7	0.5	0.5	0.3
Wall	0.5	0.3	0.5	0.3	0.3	0.5	0.3	0.5	0.3	0.3
Reference plane	0.2	0.2	0.2	0.2	0.2	0.2	0.2	0.2	0.2	0.2
Room dimensions	Viewed crosswise					Viewed endwise				
X=2H Y=2H	11.9	12.5	12.2	12.7	12.9	12.0	12.6	12.3	12.8	13.0
3H	11.8	12.3	12.1	12.6	12.8	11.9	12.5	12.2	12.7	12.9
4H	11.7	12.2	12.0	12.5	12.7	11.8	12.3	12.1	12.6	12.9
6H	11.7	12.1	12.0	12.4	12.7	11.8	12.2	12.1	12.5	12.8
8H	11.6	12.1	12.0	12.4	12.7	11.7	12.2	12.1	12.5	12.8
12H	11.6	12.0	11.9	12.3	12.6	11.7	12.1	12.0	12.4	12.7
X=4H Y=2H	11.8	12.3	12.1	12.6	12.8	11.9	12.4	12.2	12.7	13.0
3H	11.7	12.1	12.0	12.4	12.8	11.8	12.2	12.1	12.5	12.9
4H	11.6	12.0	12.0	12.3	12.7	11.7	12.1	12.1	12.4	12.8
6H	11.5	11.9	11.9	12.2	12.6	11.6	12.0	12.0	12.3	12.7
8H	11.5	11.8	11.9	12.2	12.6	11.6	11.9	12.0	12.3	12.7
12H	11.4	11.7	11.9	12.1	12.5	11.5	11.8	12.0	12.2	12.6
X=8H Y=4H	11.5	11.8	11.9	12.2	12.6	11.6	11.9	12.0	12.3	12.7
6H	11.4	11.6	11.8	12.1	12.5	11.5	11.7	11.9	12.2	12.6
8H	11.3	11.5	11.8	12.0	12.5	11.4	11.7	11.9	12.1	12.6
12H	11.3	11.5	11.8	11.9	12.4	11.4	11.6	11.9	12.0	12.5
X=12H Y=4H	11.4	11.7	11.9	12.1	12.5	11.5	11.8	12.0	12.2	12.6
6H	11.3	11.5	11.8	12.0	12.5	11.4	11.7	11.9	12.1	12.6
8H	11.3	11.5	11.8	11.9	12.4	11.4	11.6	11.9	12.0	12.5
Variations with the observer position at spacings:										
S=1.0H	+3.4/-4.4					+3.3/-4.1				
S=1.5H	+5.8/-8.3					+5.8/-8.5				
S=2.0H	+7.8/-13.9					+7.7/-18.0				

Calculate in accordance with CIE Pub.117. The table is revised with 1169lm ($8\log(F/F_0) = 0.5$).

C Plane (°):0.0-180.0: 180.0
Test Lab:
Test Type: TYPE C
Temperature:
Operator:

Gamma Plane (°):0.0-90.0:1.0
Test Device: CHL-6E
Distance: 2.905 m
Humidity:
Inspector:

FLUX DISTRIBUTION TABLE BASED ON THE IESNA LUMINAIRE CLASSIFICATION SYSTEM



ZONE	LUMENS	% LAMP LUMENS
FORWARD LIGHT	606	51.8
FL (0°-30°)	558	47.8
FM (30°-60°)	46	3.9
FH (60°-80°)	1	0.1
FVH (80°-90°)	0	0.0
BACK LIGHT	563	48.2
BL (0°-30°)	514	44.0
BM (30°-60°)	48	4.1
BH (60°-80°)	1	0.1
BVH (80°-90°)	0	0.0
UP LIGHT	0	0.0
UL (90°-100°)	0	0.0
UH (100°-180°)	0	0.0
TRAPPED LIGHT	NA	NA

BUG(Backlight,Uplight,Glare) Rating Base On TM-15-07	
Asymmetrical Luminaire Types (Type I,II,III,IV)	B2 U0 G0
Quadrilateral Symmetrical Luminaire Types (Type V,Area Light)	B2 U0 G0

C Plane (°):0.0-180.0: 180.0
Test Lab:
Test Type: TYPE C
Temperature:
Operator:

Gamma Plane (°):0.0-90.0:1.0
Test Device: CHL-6E
Distance: 2.905 m
Humidity:
Inspector:

Zonal Lumen

Gamma [°]	I _{mean} [cd]	Zonal Flux [lm]	Sum Zonal Flux [lm]	Rel Zonal Flux [%]	Sum Rel Zonal Flux [%]
0.0-1.0	7784.4	7.4	7.4	0.64	0.64
1.0-2.0	7710.3	22.1	29.6	1.89	2.53
2.0-3.0	7559.0	36.2	65.7	3.09	5.62
3.0-4.0	7319.2	49.0	114.7	4.19	9.82
4.0-5.0	6976.6	60.0	174.8	5.14	14.95
5.0-6.0	6519.8	68.5	243.3	5.86	20.81
6.0-7.0	5941.6	73.8	317.1	6.31	27.13
7.0-8.0	5262.6	75.3	392.4	6.44	33.57
8.0-9.0	4535.2	73.5	465.9	6.29	39.86
9.0-10.0	3820.4	69.1	535.0	5.92	45.78
10.0-11.0	3167.4	63.3	598.3	5.42	51.19
11.0-12.0	2608.1	57.0	655.4	4.88	56.07
12.0-13.0	2147.5	51.0	706.3	4.36	60.43
13.0-14.0	1771.2	45.3	751.7	3.88	64.31
14.0-15.0	1466.1	40.3	791.9	3.44	67.75
15.0-16.0	1218.9	35.7	827.6	3.06	70.81
16.0-17.0	1018.5	31.7	859.4	2.71	73.52
17.0-18.0	858.0	28.3	887.7	2.42	75.94
18.0-19.0	727.1	25.3	913.0	2.16	78.11
19.0-20.0	617.2	22.6	935.6	1.93	80.04
20.0-21.0	527.3	20.3	955.8	1.73	81.77
21.0-22.0	455.3	18.3	974.1	1.57	83.34
22.0-23.0	395.7	16.6	990.7	1.42	84.76
23.0-24.0	344.4	15.1	1005.8	1.29	86.05
24.0-25.0	300.9	13.7	1019.4	1.17	87.22
25.0-26.0	265.4	12.5	1032.0	1.07	88.29
26.0-27.0	235.9	11.5	1043.5	0.99	89.28
27.0-28.0	209.9	10.6	1054.2	0.91	90.19
28.0-29.0	186.8	9.8	1063.9	0.84	91.02
29.0-30.0	166.1	9.0	1072.9	0.77	91.79
30.0-31.0	147.8	8.2	1081.1	0.70	92.50
31.0-32.0	131.7	7.5	1088.7	0.65	93.14
32.0-33.0	117.6	6.9	1095.6	0.59	93.73
33.0-34.0	105.7	6.4	1102.0	0.55	94.28
34.0-35.0	94.8	5.9	1107.9	0.50	94.78
35.0-36.0	85.0	5.4	1113.3	0.46	95.25

C Plane (°):0.0-180.0: 180.0
Test Lab:
Test Type: TYPE C
Temperature:
Operator:

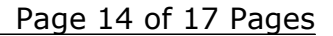
Gamma Plane (°):0.0-90.0:1.0
Test Device: CHL-6E
Distance: 2.905 m
Humidity:
Inspector:

Zonal Lumen (Continue 1)

Gamma [°]	I _{mean} [cd]	Zonal Flux [lm]	Sum Zonal Flux [lm]	Rel Zonal Flux [%]	Sum Rel Zonal Flux [%]
36.0-37.0	76.2	5.0	1118.3	0.43	95.67
37.0-38.0	67.8	4.5	1122.8	0.39	96.06
38.0-39.0	60.4	4.1	1126.9	0.35	96.41
39.0-40.0	53.7	3.7	1130.6	0.32	96.73
40.0-41.0	48.4	3.5	1134.1	0.30	97.03
41.0-42.0	43.9	3.2	1137.3	0.27	97.30
42.0-43.0	39.3	2.9	1140.2	0.25	97.55
43.0-44.0	36.2	2.7	1142.9	0.23	97.78
44.0-45.0	33.4	2.6	1145.5	0.22	98.00
45.0-46.0	30.2	2.4	1147.9	0.20	98.21
46.0-47.0	27.7	2.2	1150.1	0.19	98.39
47.0-48.0	24.9	2.0	1152.1	0.17	98.57
48.0-49.0	22.5	1.8	1153.9	0.16	98.72
49.0-50.0	20.7	1.7	1155.7	0.15	98.87
50.0-51.0	18.3	1.5	1157.2	0.13	99.00
51.0-52.0	16.2	1.4	1158.6	0.12	99.12
52.0-53.0	14.7	1.3	1159.9	0.11	99.23
53.0-54.0	13.3	1.2	1161.0	0.10	99.33
54.0-55.0	12.3	1.1	1162.1	0.09	99.43
55.0-56.0	11.2	1.0	1163.2	0.09	99.51
56.0-57.0	10.5	1.0	1164.1	0.08	99.60
57.0-58.0	10.2	0.9	1165.1	0.08	99.68
58.0-59.0	8.4	0.8	1165.8	0.07	99.74
59.0-60.0	7.0	0.7	1166.5	0.06	99.80
60.0-61.0	6.0	0.6	1167.1	0.05	99.85
61.0-62.0	4.6	0.4	1167.5	0.04	99.89
62.0-63.0	4.2	0.4	1167.9	0.04	99.92
63.0-64.0	3.2	0.3	1168.2	0.03	99.95
64.0-65.0	2.1	0.2	1168.4	0.02	99.97
65.0-66.0	1.4	0.1	1168.6	0.01	99.98
66.0-67.0	0.7	0.1	1168.7	0.01	99.98
67.0-68.0	0.7	0.1	1168.7	0.01	99.99
68.0-69.0	0.7	0.1	1168.8	0.01	100.00
69.0-70.0	0.3	0.0	1168.8	0.00	100.00
70.0-71.0	0.0	0.0	1168.8	0.00	100.00
71.0-72.0	0.0	0.0	1168.8	0.00	100.00

C Plane (°):0.0-180.0: 180.0
Test Lab:
Test Type: TYPE C
Temperature:
Operator:

Gamma Plane (°):0.0-90.0:1.0
Test Device: CHL-6E
Distance: 2.905 m
Humidity:
Inspector:



Gamma Plane (°):0.0-90.0:1.0
Test Device: CHL-6E
Distance: 2.905 m
Humidity:
Inspector:

Candlepower Table

Unit: cd

G\C	C0.0	C180.0								
G0.0	7802.3	7802.3								
G1.0	7813.5	7719.5								
G2.0	7756.0	7552.3								
G3.0	7632.4	7295.4								
G4.0	7418.9	6930.2								
G5.0	7110.0	6447.2								
G6.0	6688.7	5833.5								
G7.0	6136.8	5107.5								
G8.0	5455.7	4350.5								
G9.0	4703.0	3631.5								
G10.0	3939.1	3008.0								
G11.0	3236.9	2485.6								
G12.0	2645.7	2064.3								
G13.0	2168.2	1711.8								
G14.0	1777.8	1426.8								
G15.0	1466.1	1193.7								
G16.0	1213.3	1002.7								
G17.0	1011.1	846.8								
G18.0	853.8	720.4								
G19.0	719.0	615.1								
G20.0	606.7	528.0								
G21.0	515.4	459.2								
G22.0	443.8	403.0								
G23.0	382.0	353.9								
G24.0	328.6	313.2								
G25.0	286.5	275.2								
G26.0	252.8	247.2								
G27.0	223.3	220.5								
G28.0	198.0	198.0								
G29.0	174.1	176.9								
G30.0	155.9	157.3								
G31.0	137.6	140.4								
G32.0	123.6	125.0								
G33.0	109.5	112.3								
G34.0	99.7	101.1								
G35.0	87.1	91.3								
G36.0	78.6	82.8								

C Plane (°):0.0-180.0: 180.0

Test Lab:

Test Type: TYPE C

Temperature:

Operator:

Gamma Plane (°):0.0-90.0:1.0

Test Device: CHL-6E

Distance: 2.905 m

Humidity:

Inspector:

Candlepower Table (Continue 1)

Unit: cd

G\C	C0.0	C180.0								
G37.0	68.8	74.4								
G38.0	60.4	67.4								
G39.0	53.4	60.4								
G40.0	47.8	53.4								
G41.0	44.9	47.8								
G42.0	39.3	43.5								
G43.0	35.1	39.3								
G44.0	33.7	36.5								
G45.0	29.5	33.7								
G46.0	28.1	29.5								
G47.0	25.3	28.1								
G48.0	22.5	23.9								
G49.0	21.1	22.5								
G50.0	18.3	21.1								
G51.0	15.4	18.3								
G52.0	14.0	16.9								
G53.0	12.6	15.4								
G54.0	11.2	14.0								
G55.0	11.2	12.6								
G56.0	9.8	11.2								
G57.0	9.8	11.2								
G58.0	9.8	9.8								
G59.0	7.0	7.0								
G60.0	7.0	7.0								
G61.0	5.6	4.2								
G62.0	4.2	4.2								
G63.0	4.2	4.2								
G64.0	2.8	1.4								
G65.0	1.4	2.8								
G66.0	1.4	0.0								
G67.0	1.4	0.0								
G68.0	1.4	0.0								
G69.0	1.4	0.0								
G70.0	0.0	0.0								
G71.0	0.0	0.0								
G72.0	0.0	0.0								
G73.0	0.0	0.0								

C Plane (°):0.0-180.0: 180.0

Test Lab:

Test Type: TYPE C

Temperature:

Operator:

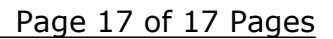
Gamma Plane (°):0.0-90.0:1.0

Test Device: CHL-6E

Distance: 2.905 m

Humidity:

Inspector:



Unit: cd

Gamma Plane (°):0.0-90.0:1.0
Test Device: CHL-6E
Distance: 2.905 m
Humidity:
Inspector: